



# Revenue Services Lesotho

GUIDE ON E-PAYMENTS

“Re Tjena Ka Uena”

## How To Pay Taxes and Customs Duties Through Mobile Money Using the Revenue Services Lesotho (RSL) e-Payments Platform and Commercial Banks

Revenue Services Lesotho (RSL) provides an e-Payments platform designed to facilitate quick and seamless tax payments using mobile money and commercial banking platforms. Payments can also be made through in-person transactions at bank branches.

This guide outlines the steps for making payments through RSL's e-Payments platform through mobile money, commercial banks, and traditional banking methods.


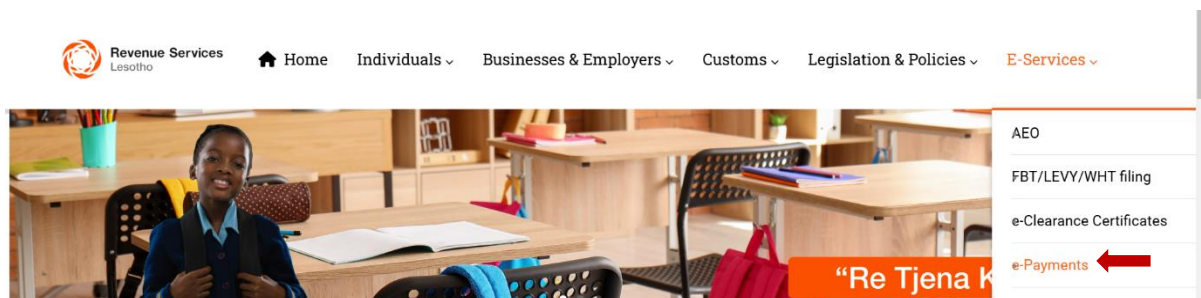
### Payments Made with Mobile Money (EcoCash or M-Pesa)

The Steps Below Outline The process Taxpayers Should Follow to Pay Domestic (Inland) Taxes on the RSL e-Payments Platform Using EcoCash or M-Pesa.

#### Step 1

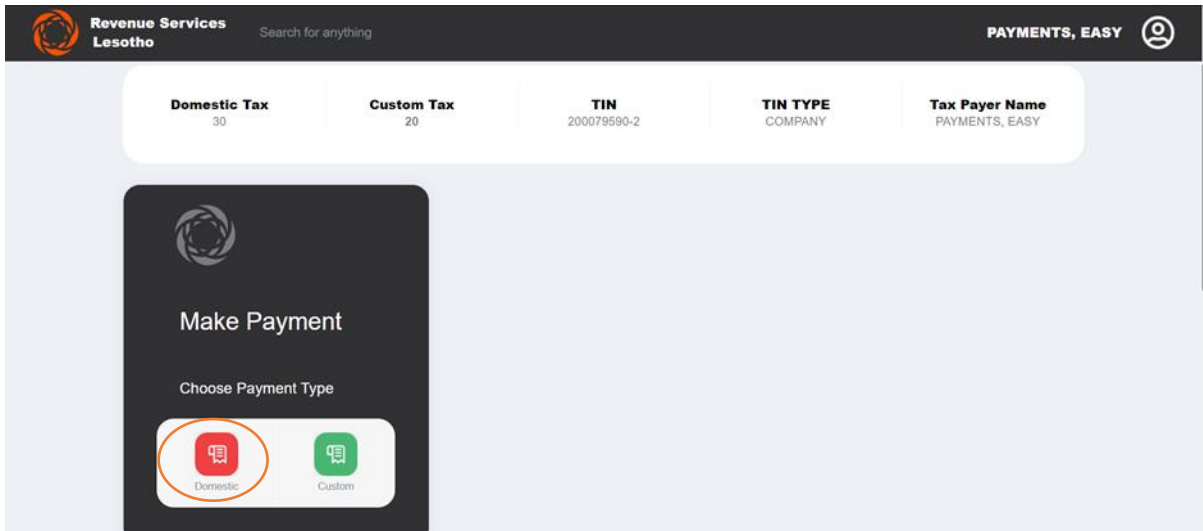
1. Visit the RSL website: <http://www.rsl.org.ls>
2. Go to **E-Services**
3. Go to e-Payments

Register your profile to get e-TCC login credentials (TIN and password) or use your existing e-TCC credentials if you're already registered.



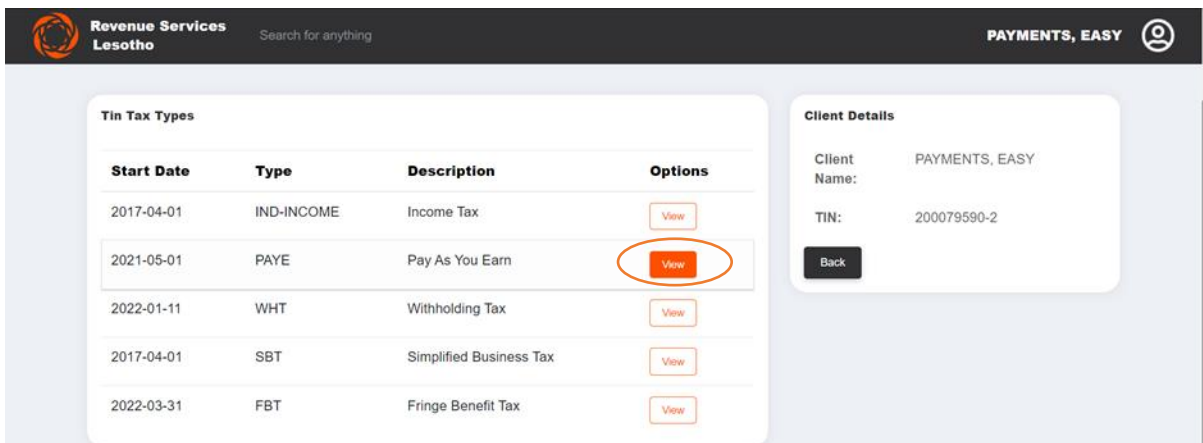
#### Step 2

Choose the type of payment you are intending to effect - **Domestic (Inland) Taxes**

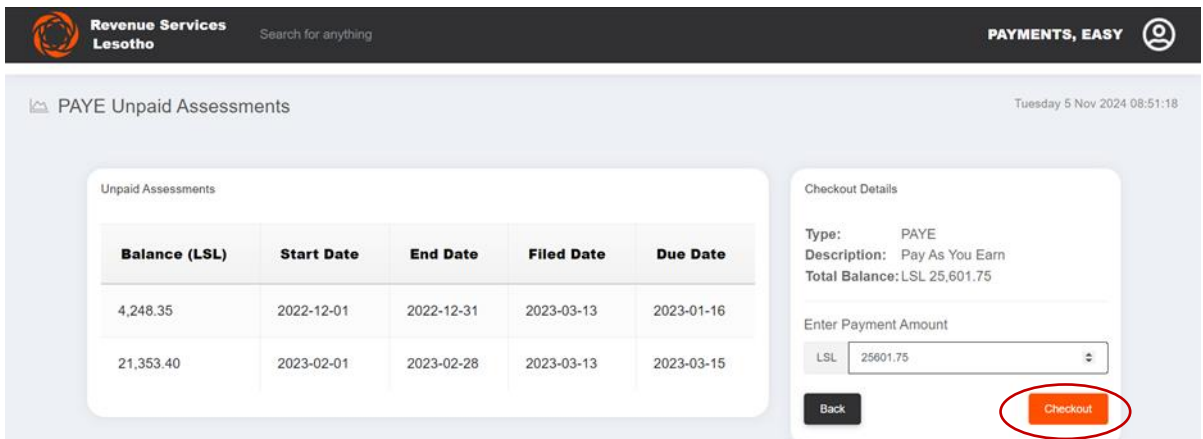


A list of all tax types Taxpayer has registered for will appear on the screen.

Click “**view**” on the tax type you wish to see the details. A list of unpaid assessments for that tax type together with the period will appear.

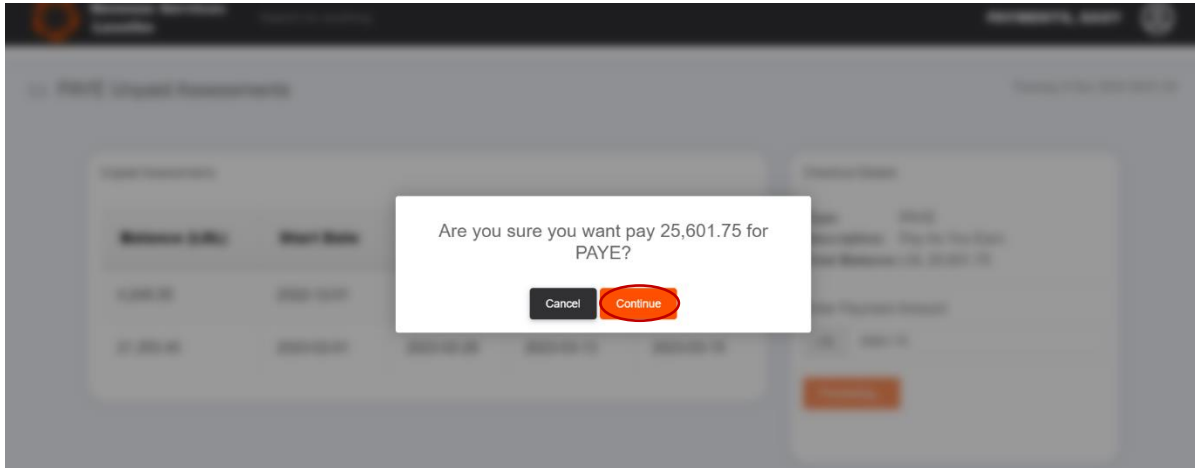


Enter any amount you wish to pay then click “**checkout**”.



### Step 3

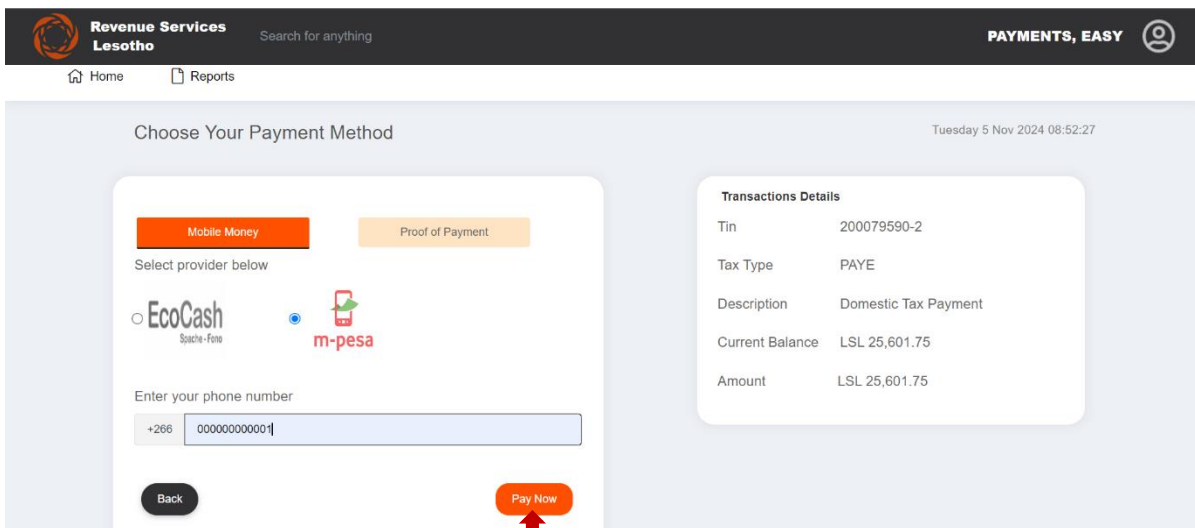
A pop-up message will appear, confirming the tax type and amount to be paid. If the details are correct, click "**Continue**" to proceed. If not, click "Cancel" and restart from Step 2.



### Step 4

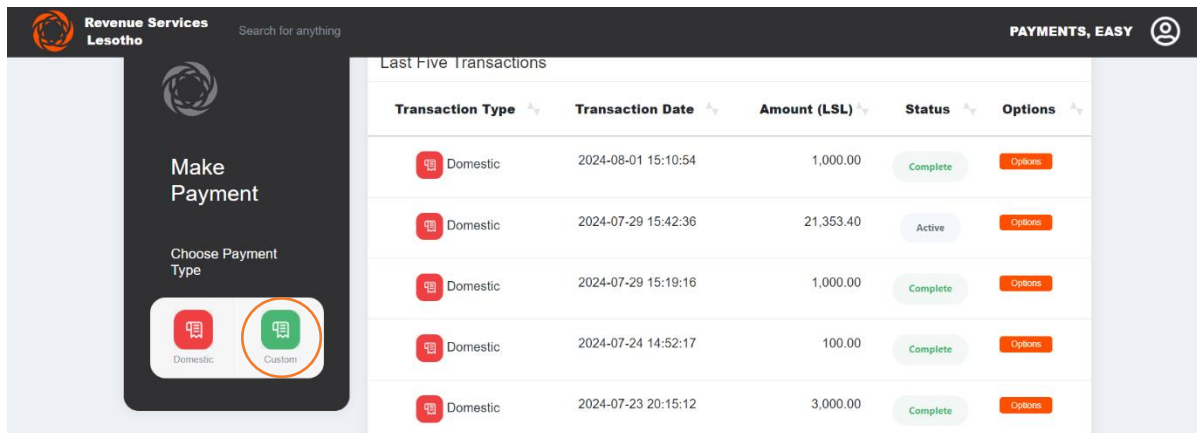
Once you have clicked on continue to proceed, then the payment gateway screen will open and you will have to select the method of payment.

Click the Mobile Money and choose EcoCash or M-Pesa. Then enter the mobile number to transact from and click "**Pay now**"



### Step 5

A screen showing payment report will be shown and list all the previous transactions made, starting with the latest payment made. You can click "**Options**" to view/print the receipt.



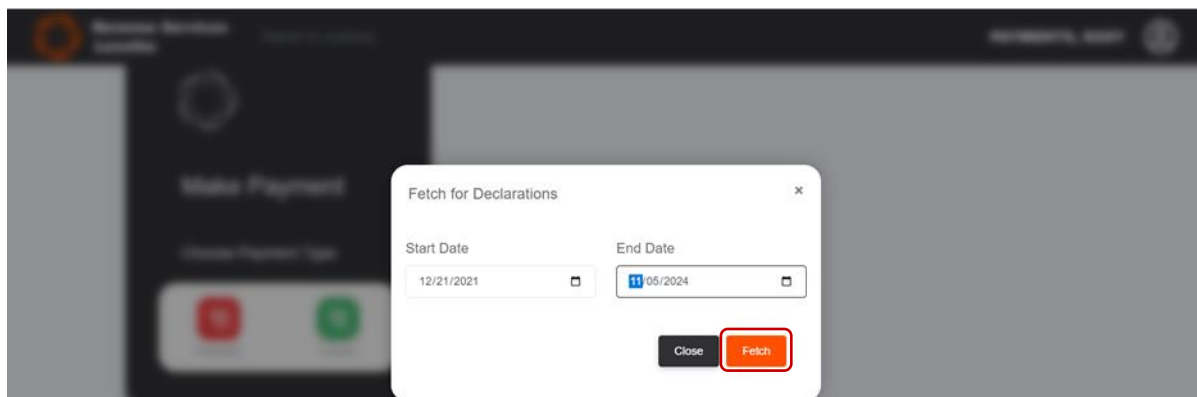
The Steps Below Outline The Process Taxpayers Should Follow To Pay Customs Duties on the RSL e-Payments Platform Using EcoCash or M-Pesa.

Follow steps 1, 2 and 3 outlined under step 1 above

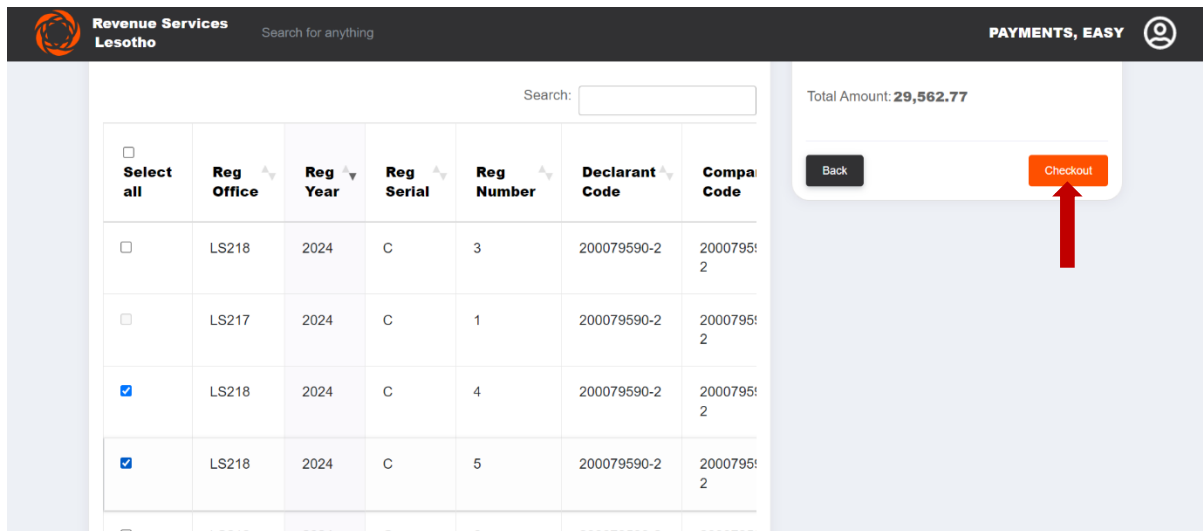
### Step 2

Choose a type of payment you are intending to effect - **Customs Duties**

You can search for declaration by first selecting the date range for the declaration you want, then from the list of declarations appearing you can now select the specific declaration or enter the reference number on the search field.



**NB** you may select multiple declarations to be paid for simultaneously. Then Click on **“checkout”** and continue to pay for the chosen declaration(s).



### Step 3

A pop-up message confirming the amount and the declaration being paid for will appear. If you are sure that it is the declaration you wish to pay for and the amount, then click “**continue**”. Otherwise click “**cancel**” and restart from step 2.

### Step 4

Once you have clicked on continue to proceed, then the payment gateway screen will open and you will have to select the method of payment.

Click the Mobile Money and choose EcoCash or M-Pesa. Then enter your mobile number to transact from and click “**Pay now**”

### Step 5

A screen showing payment report will appear and you can click “**Options**” to view/print the receipt. Once a payment has been completed the declaration(s) assessment will no longer appear in the system.

#### Note:

Payments can also be made using mobile money (USSD-Phone) currently with M-Pesa. Follow these steps: Dial \*200#>>1. M-Pesa services>>5. Payments>>9. RSL Payments and follow the rest of the steps to pay your taxes.

### Payments Made Through Commercial Banks

Taxpayers can make payments physically and through Online or electronic payments (EFT) that are provided by the commercial banks, mainly:

- Standard Lesotho Bank
- Nedbank Lesotho
- First National bank
- Lesotho Postbank (VAT only)
- RSL banking hall (available only in Maseru)

## Integration with the RSL e-Payments System

Currently, only Standard Lesotho Bank is integrated with the RSL e-Payments system. Integration with RSL is enabled through the Unayo App, which supports transactions through the app itself, internet banking (IB.unayo.com), USSD (\*388#), and Unayo agents. Payments processed through the Unayo are reflected immediately in the RSL system, so Taxpayers do not need to upload proof of payment (POP) on the RSL e-Payments platform.

However, for other payment methods, Taxpayers must upload their POP on the RSL e-Payments platform. This requirement applies to payments made through:

- Standard Lesotho Bank using internet banking, mobile banking, the Smart App, ATMs, cash deposit machines, or in-person transactions.
- First National Bank, Lesotho Postbank and Nedbank Lesotho through any of their available banking channels.

**Note:** POP submissions should no longer be send to [receipts@rsl.org.ls](mailto:receipts@rsl.org.ls) as the email address in no longer active.

It is also important to note that Taxpayers do not necessarily need to have a bank account to make payments at these banks.

## Disclaimer

This Guide is for general information only, and has no binding legal authority. For any queries, you may contact RSL toll free number on 80022009/WhatsApp line: 6221 0090 or email us: [info@rsl.org.ls](mailto:info@rsl.org.ls) or visit the nearest RSL digital service centre for further assistance and guidance. Please take note that it is your obligation to verify independently any matters dealt with in this Guide from primary sources of information and by taking specific professional advice, should it be necessary. The RSL excludes any liability for any costs, losses, claims, damages, expenses or proceedings (including special, incidental or consequential loss or damage, loss of profits and wasted management time) incurred or suffered by you arising directly or indirectly in connection with this Guide.